

M&G Recovery

Fund objective

To invest predominantly in a diversified range of securities issued by companies which are out of favour, in difficulty or whose future prospects are not fully recognised by the market. The sole aim of the Fund is capital growth. There is no particular income yield target.

Detailed fund information

Unit name M&G Recovery

Crown rating

OBSR rating AAA

S&P rating AAA

Sector UK All Companies

Launch date 23-May-1969

Fund size (as at 30-Sep-2010) £ 5,848.5m

Primary asset class Equity

Price and charges

Mid price (as at 27-Oct-2010) GBX 243.99

Initial charge 4.00%

Annual charge 1.50%

Investment

Minimum initial £500

Minimum additional £10

Dividend policy

Semi annually, 28th February and 30th August

Codes

Citicode MG52

SEDOL 3128921

Management information

Fund manager Tom Dobell

Start date 31-Mar-2000

Address M&G Group, Laurence Pountney Hill, London

Tel 0800 328 3196 (Dealing)
20 7626 4588 (Enquiries)
0124 526 7789 (Fax Number)
0800 328 3191 (IFA Support)
0800 390 390 (Main Number)

Website <http://www.mandg.co.uk>

Email info@mandg.co.uk

Past performance overview fund vs. sector



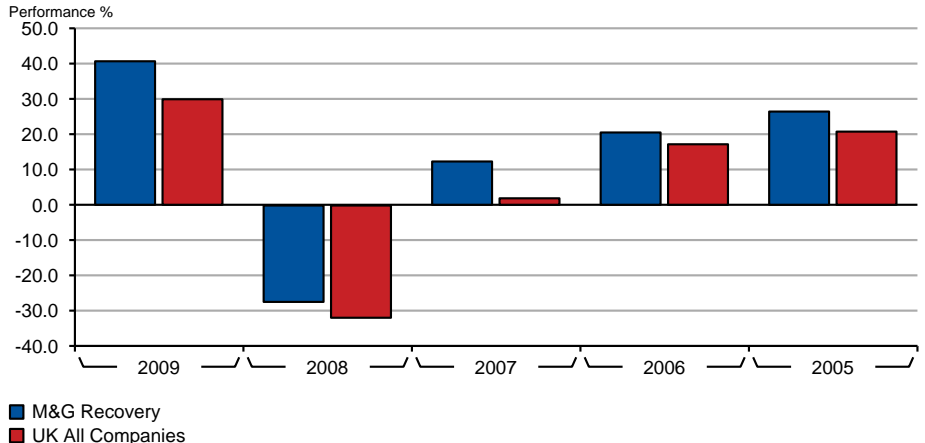
26/10/2005 - 26/10/2010 © Financial Express Holdings 2010

Cumulative performance (%)

	1m	3m	6m	1y	3ys	5ys
M&G Recovery	+4.9	+9.3	+2.9	+12.4	+8.0	+68.4
UK All Companies	+4.1	+8.9	+2.7	+13.9	-5.1	+30.1

Performance figures are calculated on a bid price to bid price basis. All prices in Pence Sterling (GBX) unless otherwise specified.

Discrete calendar year performance



© Financial Express Holdings 2010

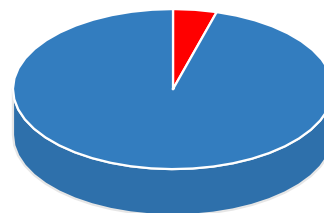
Discrete performance (%)

	YTD	2009	2008	2007	2006	2005
M&G Recovery	+10.2	+40.9	-27.5	+12.5	+20.7	+26.6
UK All Companies	+11.9	+30.1	-32.0	+2.0	+17.4	+20.9

Performance figures are calculated on a bid price to bid price basis. All prices in Pence Sterling (GBX) unless otherwise specified.

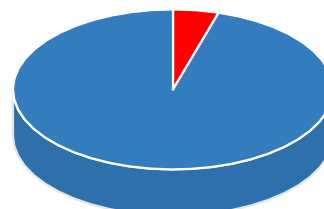
Asset allocation

Key	Rank	Asset class	% of Fund (30.09.2010)	% of Fund (31.08.2010)
A	1(1)	UK Equities	95.6	(95.6)
B	2(2)	Money Market	4.4	(4.4)



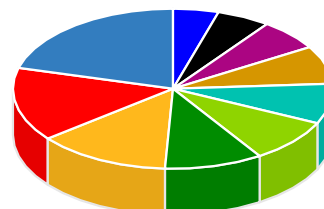
Regional breakdown

Key	Rank	Region	% of Fund (30.09.2010)	% of Fund (31.08.2010)
A	1(1)	UK	95.4	(95.6)
B	2(2)	Money Market	4.6	(4.4)



Sector breakdown

Key	Rank	Sector	% of Fund (30.09.2010)	% of Fund (31.08.2010)
A	1(1)	Oil & Gas	20.8	(20.7)
B	2(2)	Basic Materials	14.9	(14.2)
C	3(3)	Industrials	13.5	(12.9)
D	4(4)	Others	9.9	(10.4)
E	5(5)	Consumer Services	8.8	(8.9)
F	6(6)	Financials	8.1	(8.7)
G	7(7)	Health Care	7.7	(8.0)
H	8(8)	Utilities	6.3	(6.3)
I	9(9)	Technology	5.4	(5.5)
J	10(10)	Money Market	4.6	(4.4)



Top ten holdings

Rank	Holding	% of Fund (30.09.2010)	% of Fund (31.08.2010)
1(1)	BP	5.9	5.7
2(2)	TULLOW OIL PLC	5.5	5.7
3(3)	GLAXOSMITHKLINE	4.8	5.2
4(5)	ROYAL DUTCH SHELL B ORD	4.6	4.5
5(4)	HSBC HLDGS	4.5	4.9
6(6)	VODAFONE GROUP	3.2	3.5
7(7)	UNILEVER	2.7	2.7
8(8)	NATIONAL GRID	2.2	2.5
9(10)	FIRST QUANTUM MINERALS	2.1	1.9
10(9)	CENTRICA PLC	2.0	2.2